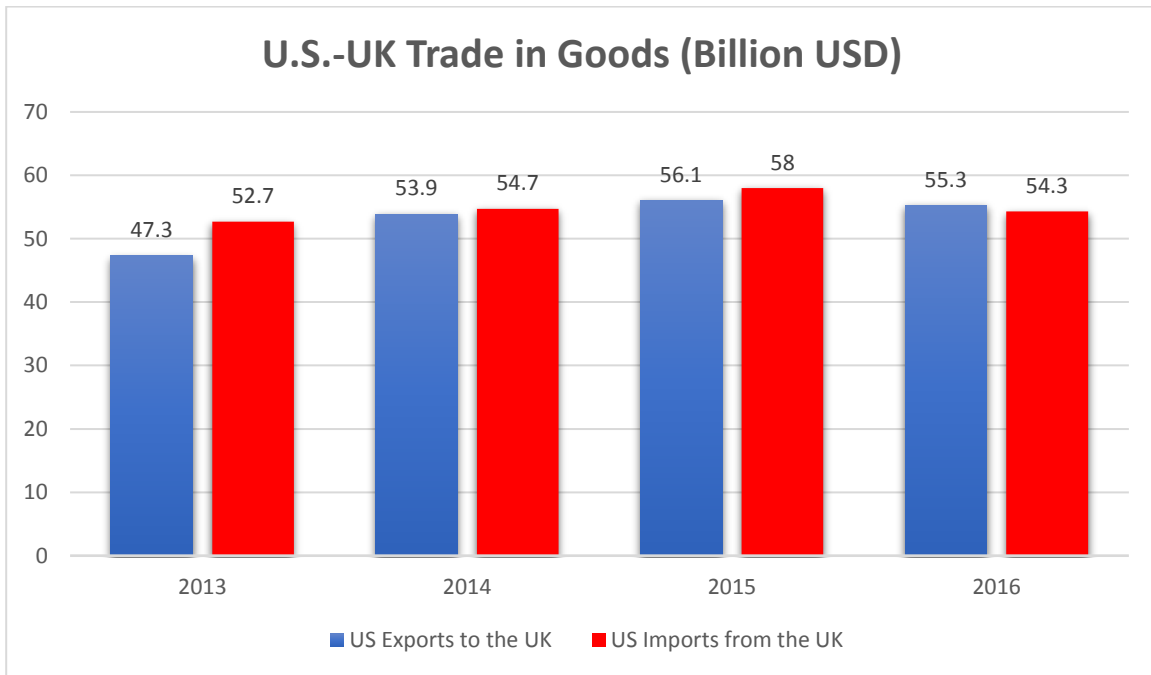
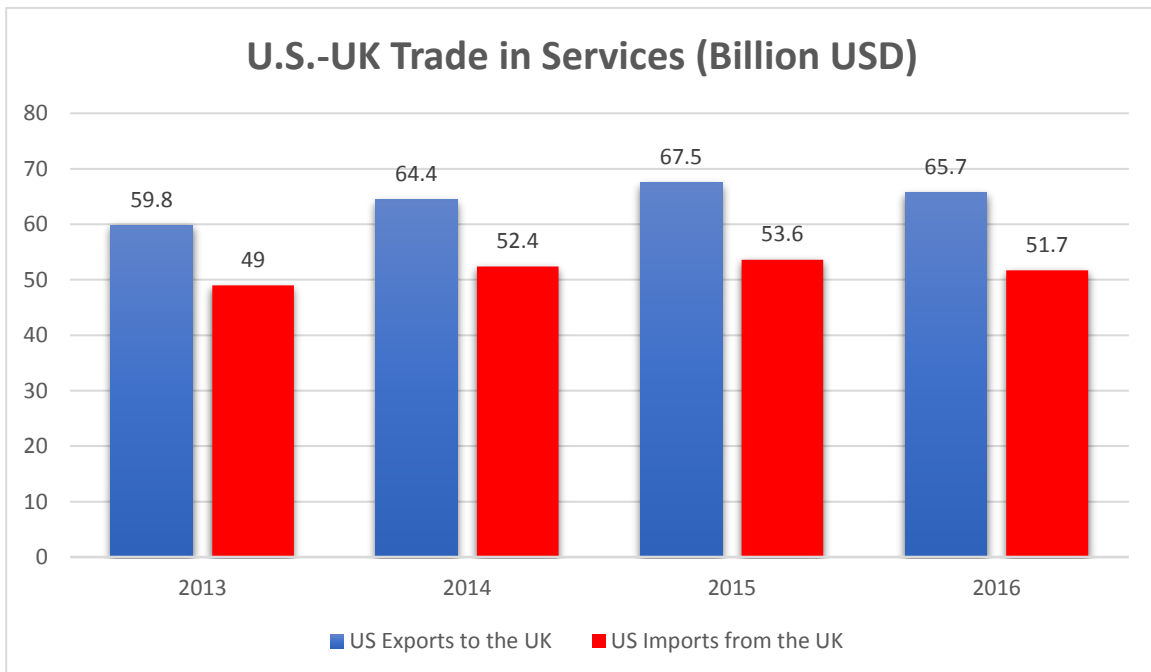


Overview of the U.S.- U.K. Trade and Investment Relationship



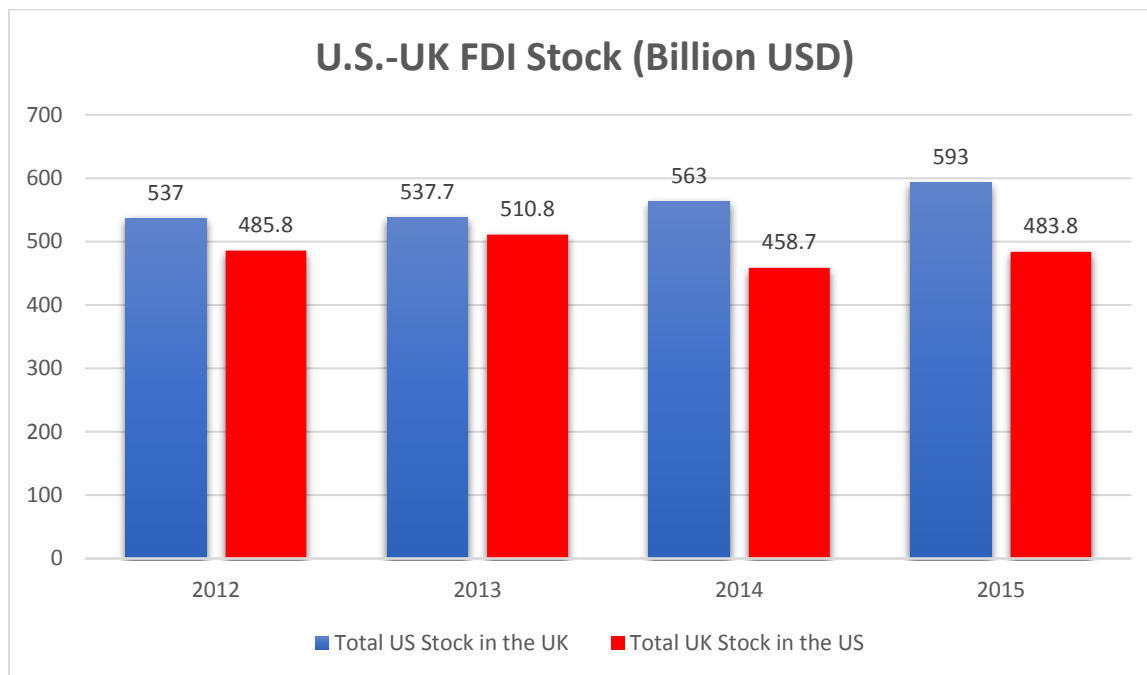
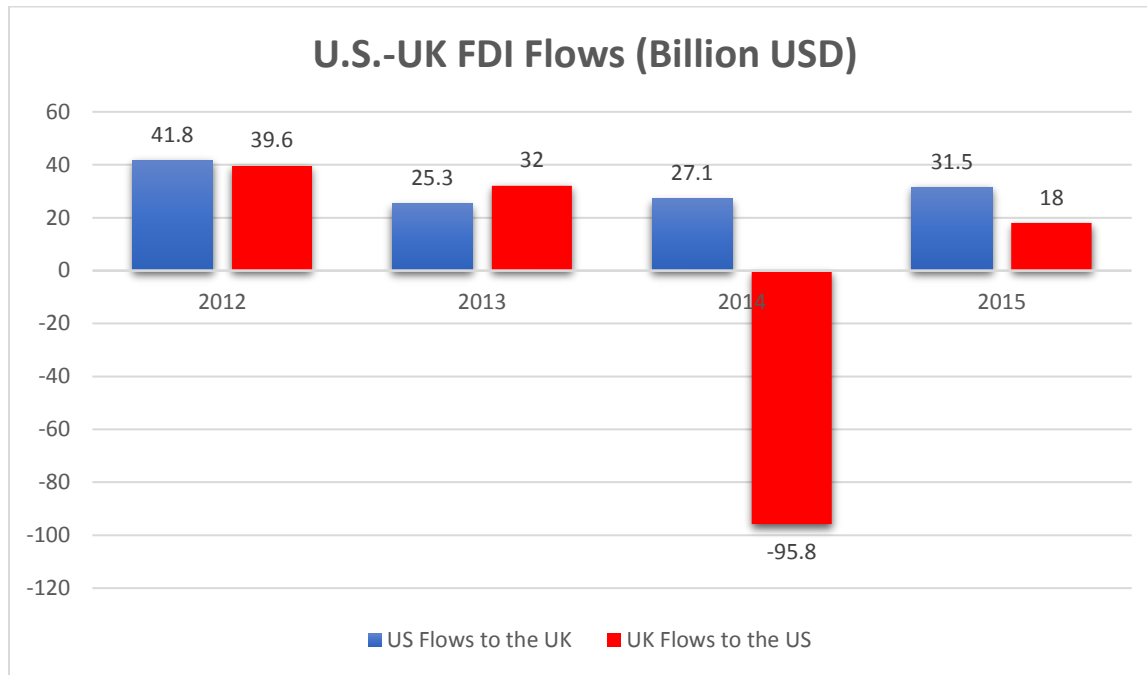
Source: U.S. Census Bureau (<https://www.census.gov/foreign-trade/balance/c4120.html>)



Source: U.S. Bureau of Economic Analysis
(<https://bea.gov/newsreleases/international/trade/tradnewsrelease.htm>)



TRANS-ATLANTIC BUSINESS COUNCIL



Source: U.S. Bureau of Economic Analysis

(<https://www.bea.gov/iTable/iTable.cfm?ReqID=2&step=1#reqid=2&step=10&isuri=1&202=1&203=22&204=10&205=1,2&200=2&201=1&207=52,49,48,43&208=2&209=20>)



TRANS-ATLANTIC
BUSINESS COUNCIL

	<u>Employment Created by FDI</u>
UK FDI in the U.S.	1,098,900 ¹
U.S. FDI in the UK	1,349,000 ²

¹ **[Majority-Owned Bank and Nonbank U.S. Affiliates, Data as of 2014]** Source: U.S. Bureau of Economic Analysis (<https://www.bea.gov/iTable/iTable.cfm?ReqID=2&step=1#reqid=2&step=10&isuri=1&202=9&203=8&204=21&205=1&200=2&201=2&207=49&208=47&209=20>)

² **[All Majority-owned Foreign Affiliates, Data as of 2014]** Source: U.S. Bureau of Economic Analysis (<https://www.bea.gov/iTable/iTable.cfm?ReqID=2&step=1#reqid=2&step=10&isuri=1&202=13&203=8&204=4&205=1,2&200=1&201=2&207=49&208=2&209=20>)